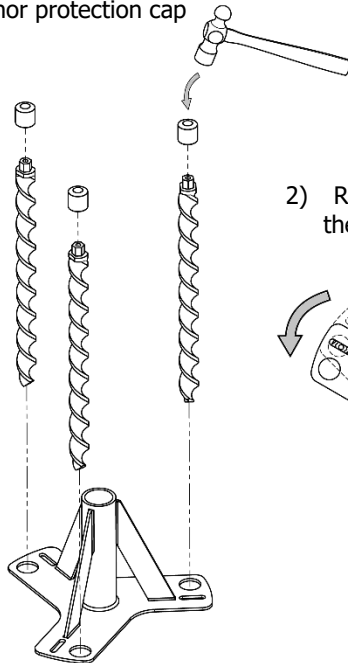


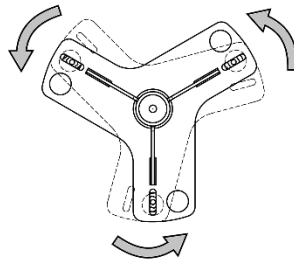
BTD-1 Field Mount Kit Quickstart Guide

Note: The Field Mounting Kit is suitable for soil ground. The strength of mounting varies depending on subsurface type, and therefore mounting strength cannot be guaranteed.

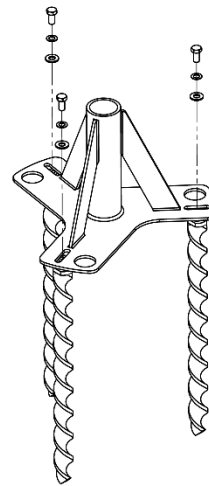
- 1) Hammer Anchors into ground using base as a template. Note, use the anchor protection cap



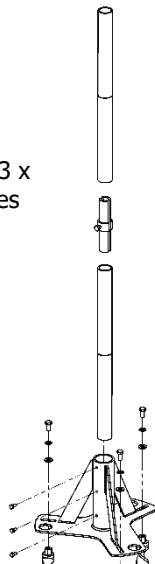
- 2) Rotate the base to align the slots with the anchors



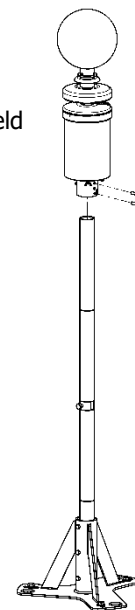
- 3) Fix base to anchors using supplied bolts



- 4) Fix pole to base using 3 x M8 bolts. Combine poles using inline extension



- 5) Fit BTD-1 to Field Mounting Kit



Details on the BTD-1 operation can be found using the BTD-1 User Manual